

# **USER MANUAL**

## *Project Tracking*

**Department of General Services  
Office of Public School Construction**

June 2013

# USER MANUAL

## TABLE OF CONTENTS

	<u>Page #</u>
<b>1.0 GENERAL INFORMATION</b> .....	<b>1-1</b>
<b>1.1 System Overview</b> .....	<b>1-1</b>
<b>1.2 Authorized Use Permission</b> .....	<b>1-1</b>
<b>1.3 Points of Contact</b> .....	<b>1-1</b>
<b>2.0 SYSTEM FEATURES</b> .....	<b>2-1</b>
<b>2.1 Login</b> .....	<b>2-1</b>
2.1.1 Successful Login .....	2-2
2.1.2 Invalid Password .....	2-2
2.1.3 Account Locked .....	2-2
2.1.4 Expired Password .....	2-3
2.1.5 Invalid User Name .....	2-3
2.1.6 User Name Not Approved .....	2-4
2.1.7 Inactive User Name.....	2-4
<b>2.2 Change Your Password</b> .....	<b>2-5</b>
2.2.1 Valid Current Password .....	2-5
2.2.2 Invalid Current Password.....	2-6
<b>2.3 Forgot Your Password</b> .....	<b>2-6</b>
2.3.1 Valid User Information .....	2-6
2.3.2 Invalid User Information.....	2-7
<b>2.4 PTN Generator – Manage</b> .....	<b>2-8</b>
2.4.1 Edit PTN .....	2-8
2.4.2 Add new PTN .....	2-8
2.4.3 Search .....	2-9
<b>2.5 Project Tracking - Search</b> .....	<b>2-10</b>
2.5.1 Simple Search .....	2-10
2.5.2 Advanced Search .....	2-10
<b>2.6 Project Tracking – Project Page</b> .....	<b>2-11</b>
2.6.1 Project Page - Details.....	2-12
2.6.2 Project Page – Fund Releases .....	2-12
2.6.3 Project Page – Budget Summary.....	2-12
2.6.4 Project Page – Transaction Details .....	2-13
2.6.5 Project Page – Modernization Eligibility .....	2-13
2.6.6 Project Page – New Construction Eligibility .....	2-14
<b>2.7 Project Tracking – District Page</b> .....	<b>2-14</b>
2.7.1 District Page – Modernization Eligibility .....	2-14
2.7.2 District Page – New Construction Eligibility.....	2-15
2.7.3 District Page – Fund Release .....	2-15

## 1.0 GENERAL INFORMATION

### 1.1 System Overview

The Office of Public School Construction (OPSC) Project Tracking System is an application that allows you to access the project status information for school projects in the OPSC project tracking database. The information available includes various phases of the project and apportionment approval, fund release and category balances of the project.

Also, the collaborative efforts of the OPSC and the Division of the State Architect (DSA) have resulted in the creation of an interactive website that allows districts a point of entry to begin a school facilities project. Each project shall be identified by a project tracking number (PTN) that will join application data utilized by the above agencies. The goal is to provide school districts and other interested parties the ability to seamlessly access the status of a specific project during the approval processes of each office. Establishing a common numbering system is the first step in meeting this goal.

### 1.2 Authorized Use Permission

The Project Tracking System is available to the general public. You do not need a password to view project tracking data with this "read only" application. Districts and charter schools can login to add or update information for their own Project Tracking Generator numbers.

### 1.3 Points of Contact

For additional information, please contact your [OPSC project manager](#).

## 2.0 SYSTEM FEATURES

### 2.1 Login

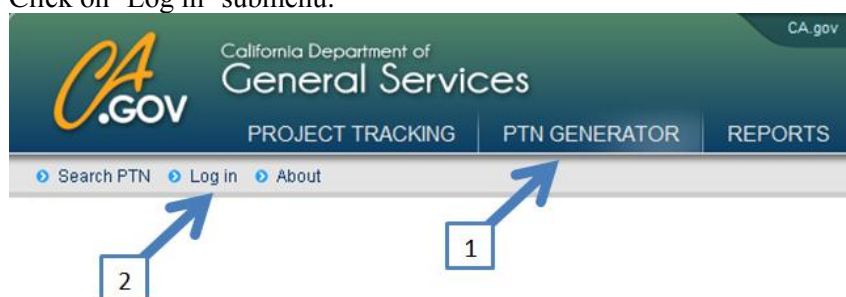
By logging in you will be allowed to create and modify existing records. Anyone can view all records in the database without logging in.

Open Internet Explorer, key the web address below and press **Enter**.

<http://www.applications.opsc.dgs.ca.gov/PT>

The new OPSC Project Tracking page will display.

- 1) Hover over 'PTN Generator' main menu.
- 2) Click on 'Log in' submenu.



The login screen displays as shown below.

**Log In to Project Tracking Number Generator**

Please enter user name and password to sign in to the PTN Generator.

User Name:

Password:

Usernames for school districts is the district's 5-digit code, for Charter Schools it is the Charter School's 7-digit code. By logging in you will be allowed to create and modify existing records, anyone can view all records in the database without logging in.


[Forgot your password?](#)   [Change your password?](#)

Please contact the [Project Tracking Administrator](#) if you have any questions regarding your user account.

- 3) Type the **User Name** and **Password**.
  - a. Username for school districts is the district's 5-digit code. For charter schools it is the charter school's 7-digit code.
  - b. Password must be at least eight characters (at least one letter and one number).  
*Note: Passwords are case sensitive.*
- 4) Click Log In button

### 2.1.1 Successful Login

The welcome page is displayed.



### 2.1.2 Invalid Password

If user enters invalid password then the following error message will display: “The password you entered does not match our records.”

### 2.1.3 Account Locked

If user enters an invalid password for 5 attempts then account is locked and the following error message will be displayed: “Your account has been locked out. Please contact the [Project Tracking Administrator](#) to unlock your account.”

### 2.1.4 Expired Password

Initially all passwords were set to expired status and the following error message is displayed: “Your password is expired. Please click 'Change your password?' link below to change your password.”

**Log In to Project Tracking Number Generator**  
Please enter user name and password to sign in to the PTN Generator.

User Name:

Password:

Your password is expired. Please click 'Change your password?' link below to change your password.

Usernames for school districts is the district's 5-digit code, for Charter Schools it is the Charter School's 7-digit code.  
By logging in you will be allowed to create and modify existing records, anyone can view all records in the database without logging in.

[Forgot your password?](#)   [Change your password?](#)

Please contact the [Project Tracking Administrator](#) if you have any questions regarding your user account.

### 2.1.5 Invalid User Name

If a district or charter school enters an invalid user name, then the following error message is displayed: “The username you entered does not match our records.”

**Log In to Project Tracking Number Generator**  
Please enter user name and password to sign in to the PTN Generator.

User Name:

Password:

The username you entered does not match our records.

Usernames for school districts is the district's 5-digit code, for Charter Schools it is the Charter School's 7-digit code.  
By logging in you will be allowed to create and modify existing records, anyone can view all records in the database without logging in.

[Forgot your password?](#)   [Change your password?](#)

Please contact the [Project Tracking Administrator](#) if you have any questions regarding your user account.

### 2.1.6 User Name Not Approved

All previous district and charter usernames were approved when they were created by database administrators. The following error message is displayed if a username is not approved: “Your account has not been approved. Please contact the [Project Tracking Administrator](#) to approve your account.”

**Log In to Project Tracking Number Generator**  
Please enter user name and password to sign in to the PTN Generator.

User Name:

Password:

Your account has not been approved. Please contact the [Project Tracking Administrator](#) to approve your account.

Usernames for school districts is the district's 5-digit code, for Charter Schools it is the Charter School's 7-digit code. By logging in you will be allowed to create and modify existing records, anyone can view all records in the database without logging in.

Forgot your password? [Change your password?](#)

Please contact the [Project Tracking Administrator](#) if you have any questions regarding your user account.

### 2.1.7 Inactive User Name

The following error message is displayed if user name is inactive: “Your account has been inactivated. Please contact the [Project Tracking Administrator](#) to activate your account.”

**Log In to Project Tracking Number Generator**  
Please enter user name and password to sign in to the PTN Generator.

User Name:

Password:

Your account has been inactivated. Please contact the [Project Tracking Administrator](#) to activate your account.

Usernames for school districts is the district's 5-digit code, for Charter Schools it is the Charter School's 7-digit code. By logging in you will be allowed to create and modify existing records, anyone can view all records in the database without logging in.

Forgot your password? [Change your password?](#)

Please contact the [Project Tracking Administrator](#) if you have any questions regarding your user account.

## 2.2 Change Your Password

All users have an option to change their password.

Open Internet Explorer, key the web address below and press **Enter**.

<http://www.applications.opsc.dgs.ca.gov/PT>

The new OPSC Project Tracking page will display.

- 1) Hover over 'PTN Generator' main menu.
- 2) Click on 'Log in' submenu.
- 3) Toward the bottom of the pages, click on "Change your password?" link.

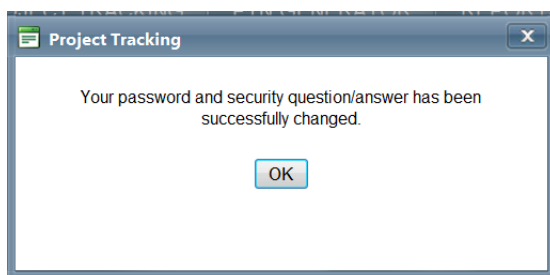
### Change Your Password?

*Username:	<input type="text"/>
*Current Password:	<input type="password"/>
*New Password:	<input type="password"/>
*Confirm New Password:	<input type="password"/>
*Security Question:	<input type="text" value="Select one question"/>
*Security Answer:	<input type="text"/>

- 4) There are six fields and all of them are required. Please type and click on 'Save' button.  
*Note: Passwords are case sensitive and must be at least eight characters in length (at least one letter and one number).*

### 2.2.1 Valid Current Password

If user enters a valid current password, then the system will update the profile with a new password and the following message will be displayed.



*Note: The system will NOT generate an email.*



## 2.2.2 Invalid Current Password

- 1) If a user enters invalid current password the following error message will be displayed:

### Change Your Password?

*Username:	<input type="text" value="68338"/>
*Current Password:	<input type="password"/>
*New Password:	<input type="password"/>
*Confirm New Password:	<input type="password"/>
*Security Question:	<input type="text" value="In what city did you meet your spouse/significant other?"/>
*Security Answer:	<input type="text" value="sac"/>

The current password you entered does not match our records. Please try again. You will be locked out after five unsuccessful attempts to gain access.

- 2) The user is locked out after five attempts and the following message is displayed:

### Change Your Password?

You have been locked out of the system. Please contact the [Project Tracking Administrator](#) to unlock your account.

*Note: The user needs to send an email to Project Tracking Administrator and request to unlock the user profile.*

## 2.3 Forgot Your Password

Open Internet Explorer, key the Web Address below and press **Enter**.

<http://www.applications.opsc.dgs.ca.gov/PT>

The new OPSC Project Tracking page will display.

- 1) Hover over the 'PTN Generator' main menu.
- 2) Click on the 'Log in' submenu.
- 3) Toward the bottom of the pages, click on the "Forgot your password?" link.

### 2.3.1 Valid User Information

- 1) On the first screen type in the user name and District Rep email address on file.

If the user name and email address match our system, then the second screen will be displayed.

### Forgot Your Password?

*Username:	<input type="text"/>
*District Rep Email Address on file:	<input type="text"/>

- 2) Type the security answer and click ‘Next.’

### Forgot Your Password?

Please enter the answer to your password security question.

Question: In what town was your first job?

Answer:

- 3) If the security answer matches to what is in the system then it will display the following message:

### Forgot Your Password?

A temporary password has been sent to your email account with instructions to log in and change your password.

The system will generate an email with a new temporary password and send it to the Superintendent, as well as main and alternative district representatives on file with the OPSC.

*Note: Here is the email template*

---

**From:** DGS OPSC-Project Tracking Admin  
**Sent:** Friday, March 29, 2013 4:23 PM  
**To:** Oleshko, Anatoly@DGS; Oleshko, Anatoly@DGS; Oleshko, Anatoly@DGS  
**Subject:** \*\*\*\*\*TESTING\*\*\*\*\*Project Tracking

Your password for Project Tracking has been reset. Your new password is 8nqh1fG9 and user name is 68338.

[Click here](#) to access the Project Tracking website.

To change your password, select Change your password link.

Thank you,

Project Tracking

---

## 2.3.2 Invalid User Information

- 1) If the user enters invalid User Name or Email Address on the first ‘Forgot your password?’ screen, then the following messages is displayed and after five invalid attempts the user will be locked:

### Forgot Your Password?

\*Username:   
 \*District Rep Email Address on file:

The username or email address you entered does not exist in the system. Please try again. You will be locked out after five unsuccessful attempts to gain access.

- 2) If the user enters invalid security answer on the second ‘Forgot your password?’ screen, then after five attempts the user will be locked.

**Forgot Your Password?**

Please enter the answer to your password security question.

Question: In what town was your first job?

Answer:  

The answer you entered does not match our records. Please try again. You will be locked out after five unsuccessful attempts to gain access.

## 2.4 PTN Generator

### 2.4.1 Edit PTN

*Prerequisite: Login by following step 2.1*

- 1) Hover over 'PTN' menu and click on 'Manage PTN' submenu.

The screenshot shows a navigation bar with 'PTN', 'District', 'Home', and 'Log Out'. Below it is the 'Manage PTNs' section with an 'Add New PTN' button and a 'Refresh' button. A table lists PTNs with columns for Edit, District Code, Tracking Number, Site Name, Date Assigned, Status, and Created By. The table contains 10 rows of data for various elementary schools. At the bottom, there are navigation controls and a page size dropdown set to 10, with a total of 706 items in 71 pages.


	District Code	Tracking Number	Site Name	Date Assigned	Status	Created By
Edit	68338	1	GAGE ELEMENTARY	11/20/2001	Active	District
Edit	68338	2	ALCOTT ELEMENTARY	11/20/2001	Active	District
Edit	68338	3	BAY PARK ELEMENTARY	11/20/2001	Active	District
Edit	68338	4	BALBOA ELEMENTARY YR	12/5/2001	Active	District
Edit	68338	5	SANDBURG ELEMENTARY	12/6/2001	Active	District
Edit	68338	6	DAILARD ELEMENTARY	12/6/2001	Active	District
Edit	68338	7	GREEN ELEMENTARY	12/6/2001	Active	District
Edit	68338	8	PENN ELEMENTARY	12/6/2001	Active	District
Edit	68338	9	NYE ELEMENTARY	12/6/2001	Active	District
Edit	68338	10	BETHUNE (MARY MC LEOD) ELEMENTARY	12/6/2001	Active	District

- 2) Click 'Edit' link next to the PTN you want to update and the edit form will be displayed.
- 3) Click 'Save' button to update the PTN record.

### 2.4.2 Add new PTN

*Prerequisite: Login by following step 2.1*

- 1) Hover over 'PTN' menu and click on 'Manage PTN' submenu.

- 2) Click 'Add New PTN' button 

- 3) Here is the Add PTN form:
  - a. If a user selects 'New School' for School name, then 'Proposed School Name' is a required field.
  - b. The 'New Construction Type' is a required field if 'New Construction' radio button is 'Yes.'
  - c. School Type (High, Middle, and Elementary) is a required field.

**Add Ptn**

Created By: 68338

**District Info**

District Code: 68338  
 Project Number:   
 School Name \*:   
 Proposed School Name:   
 District Representative \*: (1) Mr. Ryan Yee

**Proposed Scope**

School Type \*: High School  
 Modernization \*:  Yes  No  
 New Construction \*:  Yes  No  
 New Construction Type:   
 Relocatable Project Only:  Yes  No  
 Number of Relocatables:   
 Number of Teaching Stations:   
 Project Contains:  Gym,  Kitchen,  Library,  Multi-purpose  
 Estimated Square Footage:   
 Site Acquisition Required:  Yes  No  
 Proposed Acreage:   
 Estimated Enrollment:   
 Will State funding be requested?:  Yes  No

Notes:

Save Cancel

4) Click 'Save' button to add new PTN record.

### 2.4.3 Search

Open Internet Explorer, key the web address below and press **Enter**.

<http://www.applications.opsc.dgs.ca.gov/PT>

The new OPSC Project Tracking page will display.

- 1) Click on 'PTN Generator' main menu.
- 2) Users can type District Code and number to search for specific PTN number.
- 3) Click on 'View' link in the first column to expand the nested form.

*Note: To view all PTNs for a district, enter only the 5-digit district code and click Search.*

#### Project Tracking Number Generator - Search

To view all PTNs for a district, enter only the 5-digit district code and click Search.

District Code (required):   
 PTN Number:

	District Code	Project Number	School Name	Date Assigned	Created By
View	64733	4706	NEW SCHOOL	3/19/2013	District

**District Info**

District Name: Los Angeles Unified  
 District Code: 64733  
 Project Number: 4706  
 School Name: New School  
 Proposed School Name: New school 1  
 District Representative: (1) Mr. Ryan Yee

**Proposed Scope**

School Type: High  
 Modernization: No  
 New Construction: Yes  
 New Construction Type: New School  
 Relocatable Project Only: No  
 Number of Relocatables: 0  
 Number of Teaching Stations: 0  
 Project Contains:  Gym,  Kitchen,  Library,  Multi-purpose  
 Estimated Square Footage: 0  
 Site Acquisition Required: Yes  
 Proposed Acreage: 0  
 Estimated Enrollment: 0  
 Will State funding be requested?: Yes

Notes:

## 2.5 Project Tracking - Search

Open Internet Explorer, key the web address below and press **Enter**.

<http://www.applications.opsc.dgs.ca.gov/PT>

The new OPSC Project Tracking page will display.

### 2.5.1 Simple Search

- 1) Hover over 'Simple Search' tab.
- 2) Users can choose one of the three search parameters:
  - a. *Project Number* - OPSC project number is in the following format, two-digit program code, five-digit District Code, two-digit attendance area code, and finally three digit project number. Example: 50/64777-00-006 or 57/64777-00-006.
  - b. *PTN Number* - Project Tracking Number as a two-part numerical identifier. The first part is the five-digit district code number; the second part is unique number assigned by OPSC PTN Generator web application. Example: 64733-0001.
  - c. *DSA Number* - DSA Project Application Numbers are composed of two components. Example: 01-100000, where "01" represents the DSA San Francisco Bay Area Regional office and "100000" is the six-digit Application Number.
- 3) Type the number and click Search button. The values for the project will be populated in the results table.

The screenshot shows a web interface for a simple search. At the top, there are two tabs: 'SIMPLE SEARCH' (selected) and 'ADVANCED SEARCH'. Below the tabs is a search form with three input fields: 'Project Number' (with a dropdown arrow and the value '50/64733-00-001'), 'PTN Number', and 'DSA Number'. Below the fields are two buttons: 'Search' and 'Reset'.

All search results can be sorted in either ascending or descending order by column, by clicking any column header.

Project Number	District Name	Site Name	Status	PTN Number	DSA Number
50/64733-00-001	Los Angeles Unified	OVERLAND AVENUE ELEMENTARY	99% complete on 10/14/2004		03-102486

### 2.5.2 Advanced Search

- 1) Hover over 'Advanced Search' tab.
- 2) Users can choose one or more of the five search parameters:
  - a. *Program Type* –
    - i. School Facility Program (SFP) or
    - ii. Lease-Purchase Program (LPP)
  - b. *Project Type* – two-digit code
    - i. School Facility Program (SFP)
      - 50 = SFP New Construction
      - 51 = SFP Facility Hardship (New Construction)
      - 52 = SFP Joint Use
      - 53 = SFP Critically Overcrowded (Converted)
      - 54 = SFP Charter (Converted)
      - 55 = SFP Career Technical Education (New Construction)
      - 56 = SFP Overcrowding Relief Grant
      - 57 = SFP Modernization

- 58 = SFP Rehabilitation (Modernization)
  - 59 = SFP Career Technical Education (Modernization)
  - ii. Lease-Purchase Program (LPP)
    - 22 = LPP New Construction
    - 77 = LPP Modernization
  - c. *County* – the state of California is divided into 58 counties
  - d. *District*
  - e. *Site*
- 3) Click Search button. All projects that satisfy the search criteria will show in the results table. *All search results can be sorted in either ascending or descending order by column, by clicking any column header.*

The screenshot shows an 'ADVANCED SEARCH' form with the following filters:
 

- Program Type:  School Facility Program (SFP) /  Lease-Purchase Program (LPP)
- Project Type: 50 - SFP - New Construction
- County: Los Angeles
- District: Los Angeles Unified
- Site: Select District First

 Below the form are 'Search' and 'Reset' buttons. Below the form is a table of search results with columns: Project Number, District Name, Site Name, Status, PTN Number, and DSA Number.

Project Number	District Name	Site Name	Status	PTN Number	DSA Number
50/64733-00-001	Los Angeles Unified	OVERLAND AVENUE ELEMENTARY	99% complete on 10/14/2004		03-102486
50/64733-00-002	Los Angeles Unified	BELMONT/HOLLYWOOD PRIMARY CNTR #3	100% complete on 11/03/2003		03-103600
50/64733-00-003	Los Angeles Unified	BELL ELEMENTARY # 3 PRIMARY CENTER	99% complete on 02/14/2005		03-101920
50/64733-00-004	Los Angeles Unified	VAN NUYS NEW ELEMENTARY #1	99% complete on 10/14/2004		
50/64733-00-005	Los Angeles Unified	DEL MAR ELEMENTARY	99% complete		03-102453

## 2.6 Project Tracking – Project Page

*Prerequisite: Search for a project by using step 2.4.1 or 2.4.2*

- 1) Click on the Project Number link in the results table.
- 2) The Project Main page will display. This page is divided into six tabs. Click on the tab to see the details.

The screenshot shows the 'Project Main Page' for project 50/64733-00-001. It includes a 'Return to Search Results' link and project details:
 

- DSA eTracker: 03-102486
- Application: 50/64733-00-001
- County: Los Angeles
- District: Los Angeles Unified
- Site: OVERLAND AVENUE ELEMENTARY
- District Rep: Ms. Shawn Allow

 At the bottom, there are six tabs: 'Details' (selected), 'Fund Releases', 'Budget Summary', 'Transaction Detail', 'Modernization Eligibility', and 'New Construction Eligibility'.

### 2.6.1 Project Page - Details

*Details* - displays information that was entered onto the District's *Application for Funding* (Form SAB 50-04) submitted with the project. This will show information such as: classroom counts, number of pupil grants requested, funding amounts for site development and other project specifics.

Details | Fund Releases | Budget Summary | Transaction Detail | Modernization Eligibility | New Construction Eligibility

SAB 50-04 Application Information

Type of Application		Additional Grant and Facility Hardship	
Facility Hardship Request:	No	Multilevel (Classrooms):	23
Site/Design Request:	No	Site Acquisition:	\$6,216,059
Financial Hardship Request:	No	Service Site:	\$1,800,426
Type of School:	Elementary	Off-Site:	\$168,487
Classrooms:	13	Utilities:	\$63,701
Elementary Pupils:	334		
Middle School Pupils:	0	Special Day Class	
High School Pupils:	0	Non-Severe Pupils:	0
		Severe Pupils:	0
Site Size		Therapy Area:	0
Master Plan Acres:	10.20	Facility Hardship	
Existing Acres:	0	Multi-Purpose Area:	0
Proposed Acres:	2.63	Toilet Area:	0
Prior LP Approval Projects		Excessive Cost Hardship Request	
		Geographic Factor:	0
		New School Project:	No
		Seismic:	\$0
		Small Size Project:	No
		Urban/Security:	Yes

### 2.6.2 Project Page – Fund Releases

*Fund Releases* - displays the date and type of each transaction related to the fund release for each phase of the project.

Details | Fund Releases | Budget Summary | Transaction Detail | Modernization Eligibility | New Construction Eligibility

Project Number	Claim Schedule Number	OPSC Processing Date	Warrant Issued Date	Amount Released
50/64733-00-143	2008105	12/9/2008	12/18/2008	\$8,335,468
50/64733-00-143	2007209	4/10/2008	4/25/2008	\$5,204,568
<b>TOTAL CLAIMS:</b>				\$13,540,036

For additional information regarding this report please contact Debra Morton at (916) 375-2033, or e-mail at [Debra.Morton@dgs.ca.gov](mailto:Debra.Morton@dgs.ca.gov)

### 2.6.3 Project Page – Budget Summary

*Budget Summary* - displays all of the various grants that the project qualified for and received. Instead of displaying a lump-sum grant amount, this screen shows a detailed breakdown of all grants associated with the project, by category.

Details | Fund Releases | Budget Summary | Transaction Detail | Modernization Eligibility | New Construction Eligibility

District Contribution: \$13,540,036  
 Eligible Project Cost: \$27,080,072  
 Accounts Receivable: \$0

Type	Apportionment	Expenditure	Balance
New Construction	\$2,924,922	\$2,924,922	\$0
Multi Level Const.	\$354,267	\$354,267	\$0
Site Acquisition	\$5,794,017	\$5,794,017	\$0
Site Relocation	\$126,000	\$126,000	\$0
Site Other	\$231,760	\$231,760	\$0
Service Site	\$1,800,426	\$1,800,426	\$0
General Site	\$223,487	\$223,487	\$0
Offsite	\$168,487	\$168,487	\$0
Utilities	\$63,701	\$63,701	\$0
Urban Security	\$1,592,561	\$1,592,561	\$0
Site DTSC Fee	\$13,300	\$13,300	\$0
Site Hazardous Removal	\$78,286	\$78,286	\$0
Fire Detection/Alarm	\$3,340	\$3,340	\$0
Fire Sprinklers	\$49,766	\$49,766	\$0
Labor Compliance Program	\$39,253	\$39,253	\$0
<b>STATE TOTAL:</b>	<b>\$13,540,036</b>	<b>\$13,540,036</b>	<b>\$0</b>

⏪ ⏩ 1 2 ⏭ Page size: 15 16 items in 2 pages

### 2.6.4 Project Page – Transaction Details

*Transaction Detail* - The Transaction Detail screen displays the application's financial transaction history. This will include such things as: State Allocation Board approval dates, fund release requests and approval dates, project closeout dates, and dates of any other financial adjustments made to the project. The Transaction Detail also shows a tally of the funds apportioned and expended on the project.

Trans Type	Trans Sequence	Document Date	Bond Fund	Apportionment Amount	Expenditure Amount	Comment
RESO	E	2/27/2008	055-500	\$5,204,568		
CLAIM SCH	2007209	4/10/2008	055-500		\$5,204,568	
WARRANT	2007209	4/25/2008	055-500	Not Applicable		
RESO	G	5/28/2008	057-700	\$72,137		
RESO	G	5/28/2008	057-500	\$7,969,367		
RESO	G	6/25/2008	057-700	\$4,326		
RESO	G	6/25/2008	057-500	\$289,638		
CLAIM SCH	2008105	12/9/2008	057-500		\$8,259,005	
CLAIM SCH	2008105	12/9/2008	057-700		\$76,463	
WARRANT	2008105	12/18/2008	057-700	Not Applicable		
WARRANT	2008105	12/18/2008	057-500	Not Applicable		
<b>TOTAL:</b>				<b>\$13,540,036</b>	<b>\$13,540,036</b>	

Transaction Sequences	
S	Separate Site
D	Separate Design
E	Environmental Hardship Site
J	Separate Site and Design
C	Environmental Site and Design
G	Adjusted Grant

### 2.6.5 Project Page – Modernization Eligibility

*Modernization Eligibility* - displays the District's current remaining eligibility for a given school site as well as any and all adjustments made over time to the site's eligibility. *Click on the arrow to expand the nested table.*

Site Code	Site Name	Original SAB Approval Date	Recent SAB Approval
1935865	MONROE (JAMES) HIGH	12/10/2003	2/24/2010

SAB 50-03 Modernization Eligibility Information

**Modernization Baseline Eligibility**

Grade Level:	K - 6	7 - 8	9 - 12	Non-Severe	Severe
District has chosen Option: B	0	0	4556	263	0
SAB Approvals/Adjustments:	0	0	-1222	-271	0
Remaining Eligibility:	0	0	3334	-8	0

**SAB 50-03 Eligibility Document Status/Dates**

Status:	PM Complete
Date Signed:	11/5/2003
Date Received:	7/1/2003
SAB Approval Date:	12/10/2003



### 2.6.6 Project Page – New Construction Eligibility

*New Construction Eligibility* - displays the District's current remaining district-wide eligibility as well as any and all adjustments made over time to the District's eligibility. *Click on the arrow to expand the nested table.*

District Code	Attendance Area	Original SAB Approval Date	Recent SAB Approval
64733	0	5/23/2001	8/25/2010

SAB 50-03 New Construction Eligibility Information					
New Construction Baseline Eligibility					
Grade Level:	K - 6	7 - 8	9 - 12	Non-Severe	Severe
Established Eligibility:	42621	47911	48043	13835	-2444
SAB Approvals/Adjustments:	-50152	-36952	-69940	-19577	620
Remaining Eligibility:	-7531	10959	-21897	-5742	-1824

SAB 50-03 Eligibility Document Status/Dates	
Status:	PM Complete
Date Signed:	4/26/2001
Date Received:	3/23/2001
SAB Approval Date:	5/23/2001

## 2.7 Project Tracking – District Page

*Prerequisite:* Search for a project by using step 2.4.1 or 2.4.2

- 1) Click on the District Name link (second column) in the results table.
- 2) The District Main page will display. This page is divided into three tabs. Click on the tab to see the details.

### 2.7.1 District Page – Modernization Eligibility

*Modernization Eligibility* - displays the District's current remaining eligibility for a given school site as well as any and all adjustments made over time to the site's eligibility. *Click on the arrow to expand the nested table.*

Site Code	Site Name	Original SAB Approval Date	Recent SAB Approval
> 1930064	AGGELER (WILLIAM TELL) OPPORTUNITY HIGH	9/22/2004	
> 1930296	NEWMARK (HARRIS) CONTINUATION	1/26/2005	12/15/2010
> 1930403	YOUNG (WHITNEY) CONTINUATION	2/23/2005	
> 1930429	VIEW PARK CONTINUATION	2/23/2005	
> 1930486	MONETA CONTINUATION	1/26/2005	
> 1930551	SAN ANTONIO CONTINUATION	2/23/2005	
> 1930577	PUEBLO DE LOS ANGELES CONTIN	2/23/2005	
> 1930650	BANNING (PHINEAS) SENIOR HIGH	4/26/2000	9/23/2009
> 1930692	RILEY (THOMAS) HIGH	2/23/2005	5/27/2009
> 1930734	ANGELS GATE CONTINUATION	1/26/2005	
> 1930783	PHOENIX CONTINUATION	1/26/2005	
> 1930791	MT. LUKENS CONTINUATION	1/26/2005	
> 1930866	BELL SENIOR HIGH	1/26/2005	10/6/2010
> 1930924	BELMONT SENIOR HIGH	1/26/2000	11/3/2010
> 1930940	ALISO HIGH	9/22/2004	

Page size: 15      634 items in 43 pages

### 2.7.2 District Page – New Construction Eligibility

*New Construction Eligibility* - displays the District's current remaining district-wide eligibility as well as any and all adjustments made over time to the District's eligibility. *Click on the arrow to expand the nested table.*

<span>Modernization Eligibility</span> <span style="border: 1px solid black;">New Construction Eligibility</span> <span>Fund Release</span>				
District Code	Attendance Area	Original SAB Approval Date	Recent SAB Approval	
> 64733	0	5/23/2001	8/25/2010	
> 64733	5	7/28/1999	8/25/2010	
> 64733	6	5/26/1999	8/25/2010	
> 64733	7	5/26/1999	8/25/2010	
> 64733	8	6/23/1999	8/25/2010	
> 64733	9	7/5/2000	8/25/2010	
> 64733	10	7/26/2000	8/25/2010	
> 64733	11	8/25/1999	8/25/2010	
> 64733	12	6/23/1999	8/25/2010	
> 64733	13	4/26/2000	8/25/2010	
> 64733	14	3/22/2000	8/25/2010	
> 64733	15	4/26/2000	8/25/2010	
> 64733	16	1/26/2000	8/25/2010	
> 64733	17	6/23/1999	8/25/2010	
> 64733	18	1/26/2000	8/25/2010	

Page size: 15 51 items in 4 pages

### 2.7.3 District Page – Fund Release

*Fund Releases* - displays the date and type of each transaction related to the fund release for each phase of the project for all projects in a district.

<span>Modernization Eligibility</span> <span>New Construction Eligibility</span> <span style="border: 1px solid black;">Fund Release</span>				
Project Number	Claim Schedule Number	OPSC Processing Date	Warrant Issued Date	Amount Released
53/64733-00-600	2008179	2/25/2011	6 <a href="#">Click here to sort</a>	\$0
57/64733-00-424	2010314	2/23/2011		\$1,220,061
53/64733-00-421	2010306	2/18/2011		\$42,592,919
53/64733-00-421	2010307	2/18/2011		\$184,945
53/64733-00-421	2010308	2/18/2011		\$423,972
53/64733-00-519	2010286	2/15/2011		\$28,754,852
53/64733-00-841	2010286	2/15/2011		\$13,209,136
53/64733-00-519	2010287	2/15/2011		\$92,449
53/64733-00-841	2010287	2/15/2011		\$57,455
53/64733-00-841	2010288	2/15/2011		\$3,050,252
53/64733-00-619	2008179	2/15/2011	6/25/2009	\$0
53/64733-00-600	2007255	2/15/2011	6/20/2008	\$0
53/64733-00-619	2007255	2/15/2011	6/20/2008	\$0
53/64733-00-760	2007065	2/4/2011	10/31/2007	\$0
53/64733-00-409	2007065	2/4/2011	10/31/2007	\$0
<b>TOTAL CLAIMS:</b>				\$4,484,200,394

Page size: 15 1480 items in 99 pages

For additional information regarding this report please contact Debra Morton at (916) 375-2033, or e-mail at [Debra.Morton@dgs.ca.gov](mailto:Debra.Morton@dgs.ca.gov)